




# SECUENCIAS DE PASCUA (1)

Recorte y pegue la figura que continúa cada secuencia.



1.







2.




3.




4.



5.



6.



Para recortar




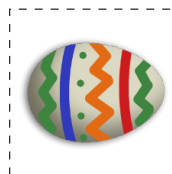





Imagen floral tomada de [Openclipart.org](http://Openclipart.org)

MATESLIBRES.COM LES DESEA UNAS FELICES PASCUAS

# SECUENCIAS DE PASCUA (1) RESPUESTAS

Recorte y pegue la figura que continúa cada secuencia.

1.




2.




3.



4.



5.



6.



Para recortar




Imagen floral tomada de [Openclipart.org](http://Openclipart.org)

MATESLIBRES.COM LES DESEA UNAS FELICES PASCUAS