



SECUENCIAS SOBRE EL DÍA DE LOS MUERTOS (D)

Recorte y pegue la figura que continúa cada secuencia.


1.




2.




3.




4.




5.



6.



Para recortar:



Imágenes tomadas de Openclipart.org, Clker.com

MATESLIBRES.COM LES DESEA UNAS FELICES FIESTAS

SECUENCIAS SOBRE EL DIA DE LOS MUERTOS (D) RESPUESTAS

Recorte y pegue la figura que continúa cada secuencia.


1.



2.



3.




4.



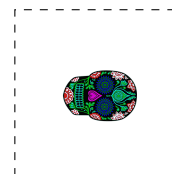


5.



6.



Para recortar:



Imágenes tomadas de Openclipart.org, Clker.com

MATESLIBRES.COM LES DESEA UNAS FELICES FIESTAS